



Boultham Park

Children's Activity Book



@boultham_park_lake_project



@BoulthamPark



@BoulthamLake



Boultham Park & Lake



CITY OF
Lincoln
COUNCIL



Made possible with

**Heritage
Fund**




**Lincolnshire
Wildlife Trust**



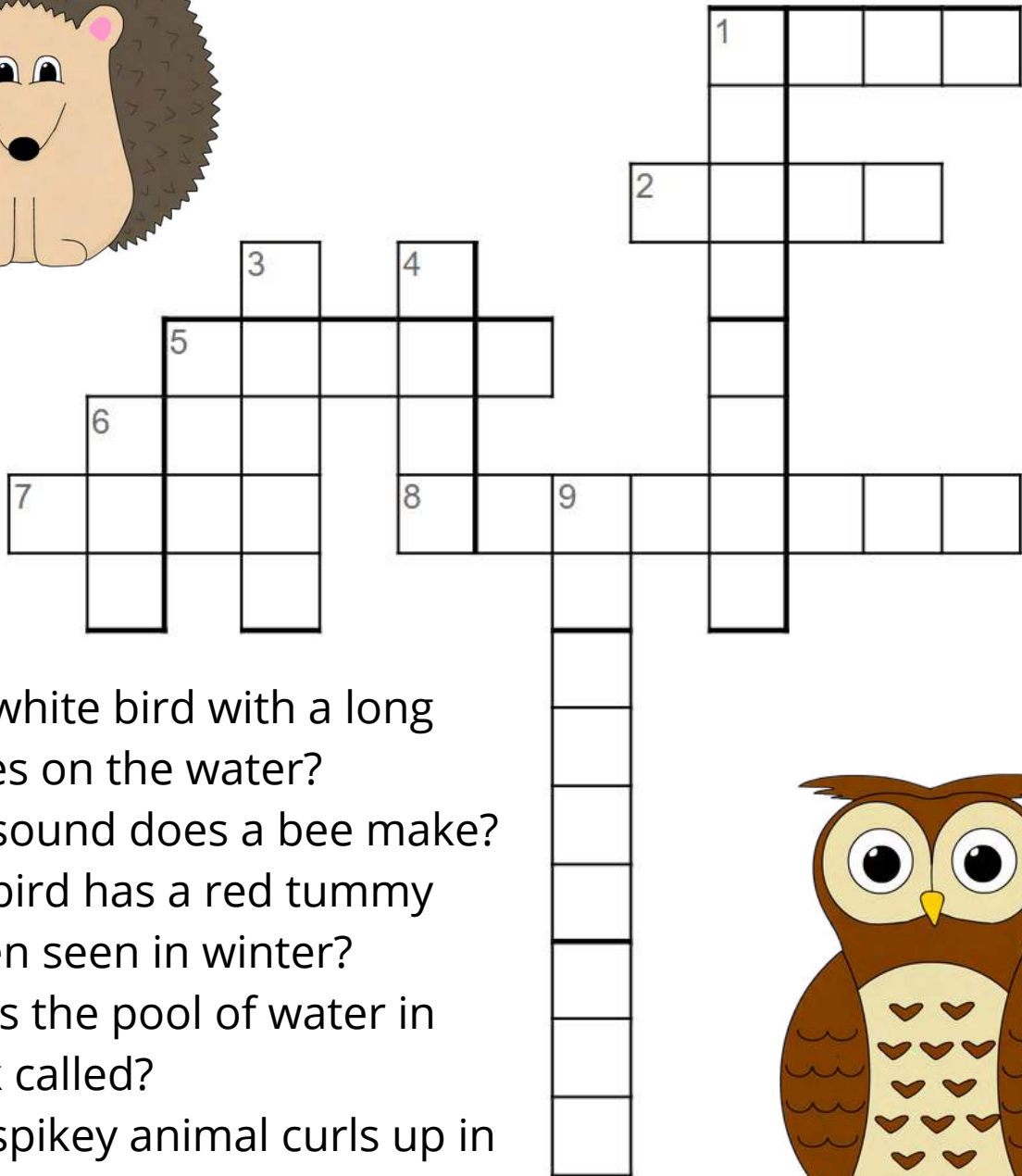


I've lost my acorn! Could you please help me find it by following this maze?





Crossword



Across

1. What white bird with a long neck lives on the water?
2. What sound does a bee make?
5. What bird has a red tummy and often seen in winter?
7. What is the pool of water in the park called?
8. What spikey animal curls up in a ball when scared?

Down

1. What animal eats acorns?
3. What do bees make that we eat?
4. What lives under water and also tastes good with chips?
6. What tree grows acorns?
9. What yellow wildflower is named after an animal that goes 'Roar'?



Can you spot these wildlife members around the park?



Duck



usually spotted on or near the lake



Squirrel



you'll find these little guys mostly around the wooded areas of the park



Swan



a favourite amongst our visitors



Robin



can be spotted amongst the trees and woodland

Can you spot these plants around the park?



Oak Tree



one of the most recognisable trees in the country



Daisy



often found growing amongst the grass and fields



Weeping Willow Tree



with its long sweeping leaves and branches these are hard to miss



Cow Parsley



usually found in the longer wildflower parts of the park



Stick as many different types of leaves on this page as you can!






Draw your favourite thing
about the park






Colour me in!





Colour me in!



Colour me in!



Ask an adult to help cut these out
and wear them as finger puppets!



How to Make a Pinecone Bird Feeder

You will need:

- A Pinecone
- A piece of string
- Wild Bird Seed
- Lard



1. Mix together your bird seed and lard until it forms a mouldable mixture
2. Pack it into the pine cone, pushing it into the cracks until its covered
3. Using the gaps in the pinecone, tie the string around one end and tie a knot so it can be hung in your garden.

How to Make a Toilet Roll Bird Feeder

You will need:

- An Empty Toilet Roll
- A Piece of String
- Wild Bird Seed
- Lard



1. Coat the toilet roll with lard, spreading it all over the outside.
2. Roll it around and coat the toilet roll with bird seed, using the lard as glue.
3. Thread the string through the toilet roll and tie a knot so it can hang outside.

How to Make an Apple Bird Feeder

You will need:

- Sunflower Seeds
- 2 short twigs
- 1 long twig
- A piece of string
- An Apple
- An Apple Corer



1. Using the apple corer, core the apple (ask an adult to help with this).
2. Push the sunflower seeds into the apple until it is covered in spikey seeds.
3. Push the two small twigs into either side of the apple.
4. Tie the long stick in the middle of the string.
5. Thread the string through the middle of the apple so the stick sits at the bottom.
6. Tie off and hang outside.